

Parent Portal Access

Dear Parent,

The Bibb County School District is pleased to offer our parents the Infinite Campus Parent Portal. This online tool is used for you to keep track of your child's progress. Parents may view their student's grades, attendance, schedule, and more using Infinite Campus Parent Portal.

As parents, you will be given a "Portal Activation Key" number to access your child's data on our website through Infinite Campus. Each parent/guardian will have their own "Portal Activation Key" number to access any of your child(ren)'s data who attend Bibb County Schools.

Please follow the steps listed below to access the portal and receive a "Portal Activation Key." You will use that number to sign on to the portal and setup your personal parental account.



Step 1: In order to retrieve your activation key, please go to the <https://www.bcsdk12.net/>, then click on the **Parents** Heading - Parent Portal, Portal Activation Key Option on the top of the page.

Step 2: Enter the requested information: student number (student's lunch number and student's birthday, then click **submit**.

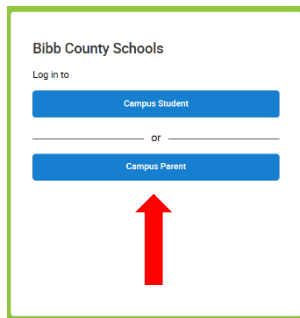
A screenshot of a web form titled "Campus Portal" in the top right corner. The form has two input fields: "Student Number" and "Student Birthdate". Below the "Student Birthdate" field is a small calendar icon. At the bottom of the form is a blue "Submit" button. Two red arrows point from the right side of the form towards the "Student Number" and "Student Birthdate" fields.

Step 3: This will give you your activation key.

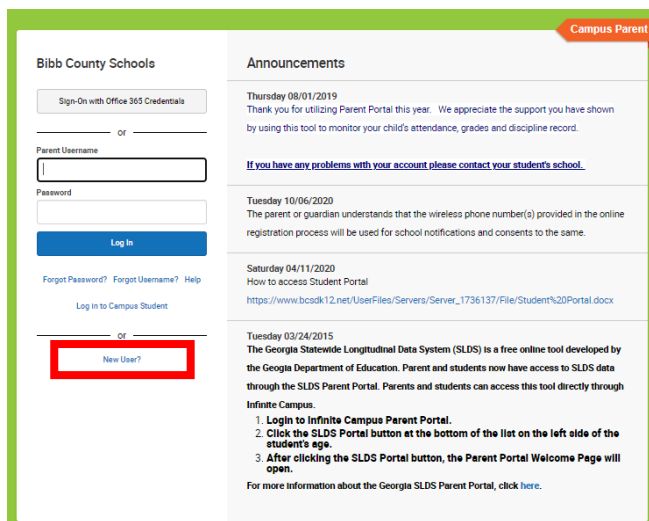
Step 4: Click the **Manually Enter Activation Key** button located below the Activation (you may copy and paste).

A screenshot of the "Parent Portal Activation" page. The page has a green header with the "Infinite Campus" logo on the left and "Parent Portal Activation" on the right. Below the header is a "Campus Portal" label. The main content area shows a "Name" field with "Username/Activation Key" entered. Below that is a "GLUID:" field with a blue highlight. At the bottom of the form is a button labeled "Manually Enter Activation Key" which is highlighted with a red box.

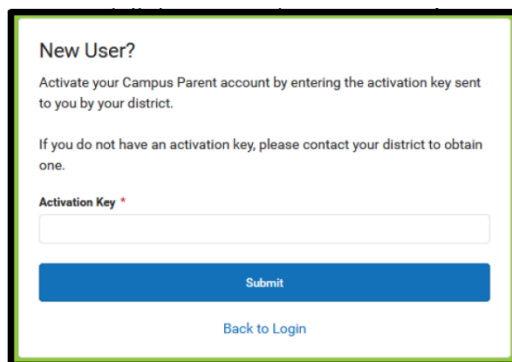
Step 5. You will choose **Campus Parent**.



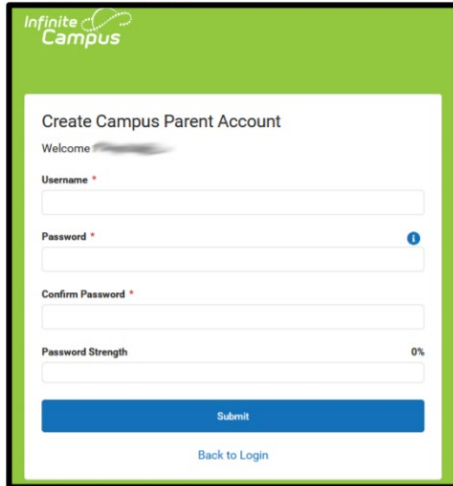
Step 6. On the next screen, click on **New User** located at the bottom of the page.



Step 7. On the next page you will enter your **Activation Key** and click **Submit**.



Step 8. Next you will create your Username and Password. Once you have completed that, click the Submit button.



Infinite Campus

Create Campus Parent Account

Welcome [redacted]

Username *

Password *

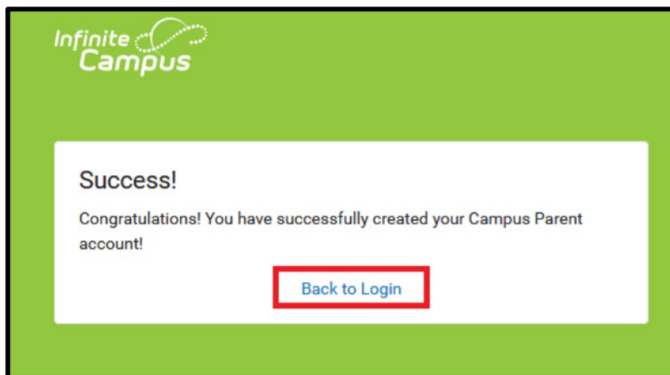
Confirm Password *

Password Strength 0%

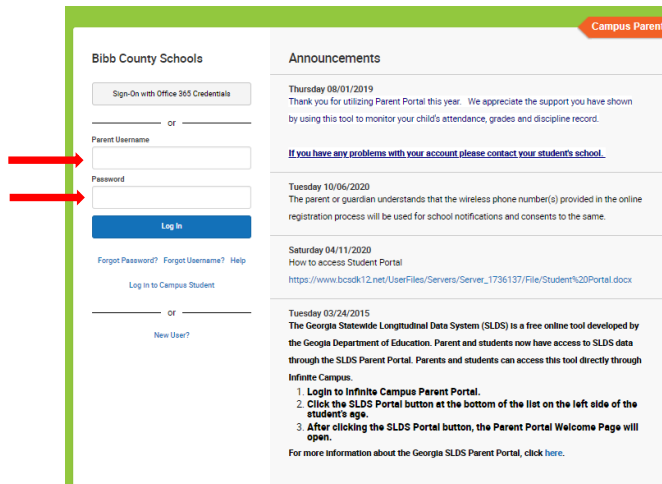
Submit

[Back to Login](#)

Step 9. After you have successfully created your username and password, there will be a link that says **Back to Login**. This will take you to the Campus Parent Login in screen.



Step 10. Now you can login to Campus Parent. * *Note: if you cannot login, please contact your student's school.*



Campus Parent

Bibb County Schools

Sign-On with Office 365 Credentials

Parent Username

Password

Log In

[Forgot Password?](#) [Forgot Username?](#) [Help](#)

[Log in to Campus Student](#)

New User?

Announcements

Thursday 08/01/2019
Thank you for utilizing Parent Portal this year. We appreciate the support you have shown by using this tool to monitor your child's attendance, grades and discipline record.
[If you have any problems with your account please contact your student's school.](#)

Tuesday 10/06/2020
The parent or guardian understands that the wireless phone number(s) provided in the online registration process will be used for school notifications and consents to the same.

Saturday 04/11/2020
How to access Student Portal
https://www.bcsdk12.net/UserFiles/Servers/Server_1736137/File/Student%20Portal.docx

Tuesday 03/24/2015
The Georgia Statewide Longitudinal Data System (SLDS) is a free online tool developed by the Georgia Department of Education. Parent and students now have access to SLDS data through the SLDS Parent Portal. Parents and students can access this tool directly through Infinite Campus.
1. **Login to Infinite Campus Parent Portal.**
2. **Click the SLDS Portal button at the bottom of the list on the left side of the student's page.**
3. **After clicking the SLDS Portal button, the Parent Portal Welcome Page will open.**
For more information about the Georgia SLDS Parent Portal, click [here](#).